

Looking for local yard and garden guidance?

- Check your city or water provider for outdoor watering rules and updates
- Ask local nurseries about drought-tolerant and climate-adapted plants
- Look for local garden tours, demonstration gardens, or extension resources
- Consider whether your irrigation system needs repair, adjustment, or redesign
- Watch for local rebates or conservation programs from your water provider

New to Southern Oregon?

Dry summers are normal here. Many landscapes need different watering habits than they would in wetter regions. Start early, water during cooler hours, water deeply, and plan for long dry stretches.

About JSWCD

Jackson Soil and Water Conservation District provide no-cost land consultations and guidance to help develop resilient project and connect residents, landowners, and producers to trusted local and state resources.

Find the Right Water Wise Guide

Need a different drought resource?

Look for these Water Wise guides for Jackson County:

- Drought: What to Know, What to Watch, and Where to Get Help
- Simple Ways to Save Water in Your Home
- New to Southern Oregon?
- Drought Preparedness for Rural Homes & Wells
- Drought Preparedness for Livestock & Stock Water
- Drought Preparedness for Crops, Orchards & Irrigation

Scan Me to check out the WaterWise Guides to find tips and resources that fit your home, land, livestock, or business needs.



jswcd.org/waterwise-drought-guides



Stay Informed.

Get seasonally relevant, local updates about upcoming events, funding opportunities, programs, and resources.



Keep Your Yard Thriving



Through Dry Summers

Resilient watering, healthier soil, and landscapes that thrive throughout the dry summer and drought conditions.

Before Drought: Prepare Your Yard Early

Jackson County summers are dry. The best time to reduce drought stress is before plants are already struggling.

Check your irrigation before the heat arrives.

- Broken, clogged, or tilted sprinkler heads and drip emitters
- Sprinklers watering pavement
- Leaks around hoses, valves, or fittings

Use drip irrigation or soaker hoses for garden beds, shrubs, trees, and food gardens.

Water deeply, less often

Frequent shallow watering encourages shallow roots. Deep watering helps plants develop stronger roots and handle heat better.



Cover the ground to hold moisture

Bare soil dries out quickly. Mulch helps reduce evaporation, protect roots, and keep soil temperatures more stable. Good options include wood chips, bark mulch, leaves, or compost-based mulch.

Group plants by water needs

Put plants with similar water needs together to avoid overwatering some plants while underwatering others.

Before Drought

Plan Ahead for Dry Summers

Build a yard that fits dry summers

After drought, notice what worked, what struggled, and where changes could save water next year.

Xeriscaping, Southern Oregon style

Xeriscaping means designing a landscape that uses water efficiently and fits a dry climate. It does not have to mean gravel, cactus, or a lifeless yard.

A dry-summer landscape can include native or climate-adapted plants, shade, mulch, efficient irrigation, healthy soil, and smaller lawn areas.



Use rain where it falls

Fall and winter are the best times to prepare your yard for the next dry season.

Consider:

- Rainwater catchment
- Rain gardens below downspouts
- Mulched planting areas
- Soil improvements that help water soak in



Turn off decorative fountains or water features during drought, even if they recirculate, the water evaporates quickly.

During Drought: Make Every Drop Count


Water at the Right Time

Water before 10 a.m. or after 7 p.m.

Early morning is usually best because temperatures are cooler, winds are often lighter, and leaves have time to dry during the day.

Avoid watering:

- During midday heat
- During windy conditions
- When water is running off
- When soil is still moist below the surface

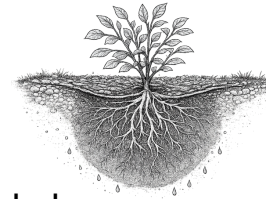


Water that runs off, sprays pavement, or evaporates before soaking in does not help your plants.

Get Water to the Roots

Sprinklers should water your lawn and garden, not the street, sidewalk, or driveway.

- Adjusting sprinkler heads
- Fixing leaks or broken heads
- Using drip irrigation or soaker hoses in beds
- Watering deeply, less often
- Mulching bare soil to slow evaporation



Quick check:

If the soil is still moist 3-4 inches down, wait to water.

Check local watering rules


Your city or water provider may set watering days, hours, or drought restrictions. Check current guidance before adjusting your watering schedule.

Let Your Lawn Rest

Mow Higher During Dry Weather

Cutting grass too short weakens your lawn and makes it dry out faster.

Let grass grow a little taller — about 3 to 4 inches when appropriate for your lawn type. Taller grass helps shade the soil, supports deeper roots, and helps the lawn hold moisture longer after watering.



Simple rule:

The shorter you mow, the more stress your lawn feels. A slightly taller lawn is usually a stronger, more drought-ready lawn.

Many lawns slow down or go dormant during hot, dry periods and may green up again when cooler, wetter weather returns.


- Reduce watering in low-use lawn areas
- Let some lawn areas go dormant
- Keep grass a little taller to support stronger roots
- Avoid mowing too short

Brown grass is not dead grass... A brown lawn may be resting, not dying. Most lawns will green up again when cooler, wetter weather returns in fall.

Stormwater Management & Water Storage Rebate Program

Reimbursement Program for Jackson County Residents who want to filter, deter, drain or store stormwater.

You can get financial help and expert advice to set up these features:



tinyurl.com/JSWCDstormwater

